

Month & Year		<b>GOODS RECEIVED NOTE</b>			Annex II C
<i>Name and address of Indirect Exporter &amp; TIN</i>  TIN : TQB NO :		<i>Approval No.</i>		<i>GRN Ref No.</i>	
<i>Name and address of Final Exporter &amp; TIN</i>  TIN : TQB NO :		<ul style="list-style-type: none"> <li>Remarks Raw material usage and value of duty and other levies to be credited.</li> </ul>			
<i>Description of Goods with specification</i>		H S Code	Unit of measure	Quantity	Value (US\$)
1.					
2.					
3.					
4.					
5.					
Totals					

Unit of Measure	Quantity	<ul style="list-style-type: none"> <li>Bond /TIEP/approval No.</li> </ul>	
1.		We ..... (Name of Exporter) certify that we have purchased and received into our factory / bonded warehouse at ..... (address) on ..... (date) the locally produced goods fully described in the GRN. ** We undertake that the locally produced goods will be used by us exclusively for export. We hereby authorize the customs to duly debit out stock/bank guarantee registers with these particulars on or before* ...../...../..... (date). No claim will be made for duty rebate in respect of goods supplied herein.	
2.			
3.			
4.			
5.			

<ul style="list-style-type: none"> <li>Accepted above in good order</li> </ul> Name of Company : ..... Name of Signatory : ..... Designation :..... Signature : ..... Date : .....	Name of Authorized Signatory : ..... Designation : ..... Signature : ..... Date : .....
--	--

Dark cage for the use of final exporter.

\* Not more than 30 days from the date of purchase

\*\* Not applicable for suppliers under rule 22.

PPC : 

--	--	--	--	--	--	--	--	--	--	--	--

CPC1 : 

--	--	--	--	--	--	--	--	--	--	--	--





CPC2 : 

--	--	--	--	--	--	--	--	--	--	--	--

## Guide Lines For Indirect Export (GRN)

1. **Indicating Correct TIN No. of Indirect Exporter and Final Exporter are very important**
2. HS Code for service provider - **9999.06**
3. Total amount in foreign currency
4. Company rubber stamp with name of authorized signatory
5. Processing Programme Code (PPC)

--	--	--	--	--	--	--	--	--	--	--

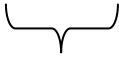
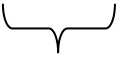
			
Location of Factory Inzone / Outzone	BOI - Reg. No.	Location Code	Serial No.

### Location Codes

BI	-	Biyagama
HR	-	Horana
KT	-	Katunayake
KG	-	Koggala
ML	-	Malwatta
MW	-	Mawathagama
MI	-	Mirigama
MJ	-	Mirijjawela
PK	-	Pallekelle
PL	-	Polgahawela
SE	-	Seethawaka
WP	-	Wathupitiwala
AA	-	Outside

6. Custom Procedure Code (CPC)

				<b>9</b>	<b>9</b>	<b>9</b>
--	--	--	--	----------	----------	----------

	
Request- ed Procedure Code (final Exporter's Factory Location)	Previous Procedure Code (Indirect Exporter's Factory Location)

7. Submit list of enterprises registered with BOI and other export oriented enterprises who obtain service from you separately
8. Submit the authorized signatures to Investor Services Department.

**BOARD OF INVESTMENT OF SRI LANKA**  
**Investor services department**

General guidelines for submission of GRN

1. **GRN** should be completed in duplicate
2. **GRN** should be submitted for each customer for the total transaction effected during the relevant month
3. **GRN** should be submitted on monthly basis
4. Service charge of Rs. 100/= inclusive of **VAT** per **GRN** in payable at the time of submission
5. All **GRNs** should be submitted on or before 5<sup>th</sup> of the following month
6. If no transaction has taken place during a particular month same to inform to **Investor Services Department** in writing